


2013-2014

Western Suffolk BOCES

Western Suffolk BOCES

CTE Student Performance on Perkins Indicators Who Left School in 2013

Data Source: SIRS



**General Education Development Leading to (GED)
For CTE Students Age 16-18
2013-2014**

The GED Test Battery is a national examination that is available to adults who did not graduate from high school or whose diplomas may not be recognized by New York State. In New York State, the GED Tests are offered in English, French and Spanish.

	Grades 9-12 Programs Leading GED	
	Half- day	Full- day
Number of students who:		
Enrolled	0	0
Passing Rate of Students Tested	0	0
Remained / Still Enrolled in the Program	0	0
Left the program and did not enter another district or BOCES program (dropouts)	0	0
Returned to School District:	0	0

Note: All out-of-school were in Wilson Tech's Center for Alternative Education. These students are reported in with General CTE students because they pursue a CTE program.

Alternative Education State Testing Program
2013-2014 School Year

State Assessment- Regents Exams	Counts of Students Tested				Percentage of Students Tested		
	Below 55	55-64	65 and Above	Total	Below 55 - Percent	55-64 - Percent	65 and Above - Percent
Integrated Algebra	9	10	9	28	32%	36%	32%
Geometry	0	0	0	0	0.0%	0.0%	0.0%
Algebra 2/ Trigonometry	0	0	0	0	0.0%	0.0%	0.0%
Living Environment	5	8	10	23	22%	35%	43%

Note:

Data reflects the highest score each student achieved on tests given in Jan. 2014, June 2014 and Aug. 2014.

**Alternative Education Performance of Students
2013-2014 School Year**

**State Assessment-
RCT Exams**

Adult Career and Technical Education (CTE)

Adult CTE programs enhance academic and workplace skills and enable participants to gain employment or career advancement. *Data Source: ASISTS*

This BOCES
Count

Special Education

Special Education Enrollment and Tuition

When placing students, districts select among classrooms with different student/staff ratios consistent with each student's Individualized Education Program (IEP). The following are four of the alternatives:

- 12 students per teacher plus one paraprofessional (12:1:1)
- 6 students per teacher plus one paraprofessional (6:1:1)
- 12 students per teacher plus four paraprofessionals (12:1+1:3)
- 8 students per teacher plus 1 paraprofessional (8:1:1)

An addendum of enrollment and tuition information will be attached to this report if this BOCES provides other options of student/staff ratios.

Tuition rates exclude the costs of related services, preschool and summer school programs. BOCES with multiple tuition rates for a program have calculated an average rate. *Data source: 602 Report*

Enrollment Trends

	2011-12	2012-
--	---------	-------

Special Education State Testing Program 2013-2014 School Year

These data are results of State assessments for students enrolled in BOCES programs.

Data Source: nySTART

State Assessment	Counts of Students Tested					Percentage of Students Tested		No Valid Score
	Level 1	Level 2	Level 3	Level 4	Total	Level 2-4	Level 3-4	
						Percent	Percent	
Grade 3 English Language Arts	13	3	0	0	16	18.75%	0%	NA
Grade 4 English Language Arts	20	4	0	0	24	16.75%	0%	NA
Grade 5 English Language Arts	17	1	0	0	18	5.56%	0%	NA
Grade 6 English Language Arts	11	7	1	0	19	42.10%	5.26%	NA
Grade 7 English Language Arts	25	4	2	0	31	19.35%	6.45%	NA
Grade 8 English Language Arts	23	8	1	1	33	30.30%	6.06%	NA
Grade 3 Mathematics	12	0	2	1	15	20.0%	20.0%	NA
Grade 4 Mathematics	22	2	0	0	24	8.33%	0%	NA
Grade 5 Mathematics	14	3	0	0	17	17.65%	0%	NA

**Students with Severe Disabilities Performance on the
New York State Alternate Assessments
2013-2014 School Year**

State Assessment	Counts of Students Tested				Percentage of Students Tested	No Valid Score
	Level 1	Level 2	Level 3			
723.r2 723.r2				[REDACTED]		


Data Source: nySTART

Level 4	These students exceed the standards and are moving toward high performance on the Regents examination.
Level 3	These students meet the standards and, with continued steady growth, should pass the Regents examination.
Level 2	These students need extra help to meet the standards and pass the Regents examination.
Level 1	These students have serious academic deficiencies.

Professional Development 2013-2014 School Year

The data in this chart is from BOCES-sponsored professional development and offered by Instructional Support Divisions.

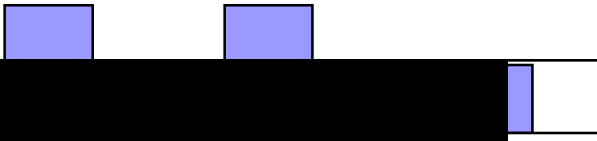
BOCES provided training in the following areas:	Number of Participants:									
	Districts		Teachers		Paraprofessionals		Principals		Other	
	Full Day	Half Day	Full Day	Half Day	Full Day	Half Day	Full Day	Half Day	Full Day	Half Day
	106	43	3300	73						



School Library Systems (SLS)

state-aided programs set forth in Education Law and Chapter 100 of Education. Each BOCES acts as the educational program to provide vital library and information resources to member schools. Each BOCES operates under an approved long range plan of service. Some BOCES provide leadership and training through professional development programs for school librarians; provide information literacy awareness and skills; provide information resources for school libraries; promote advances in technology for information storage and retrieval; focus on cooperative collection development of member school library materials; address the information needs of special client groups; and participate in regional library issues with the public, academic, special and other school libraries. Students, teachers and administrators in each BOCES service area benefit from the programs and services of the school library system. *Data Source: SLS Annual Report*

/CS0 CBT



2013-2014 Expenses

Data Source: SA111, schedule 2A

Administrative Expenses.....	\$	10,932,998
Capital Expenses.....	\$	3,194,306
Total Program Expenses.....	\$	145,814,137
Total Expenses.....	\$	159,941,441

